

PREMIUM COLLECTION



# Roll-A-Door® Garage Doors

EST. 1956

**HIGH WIND RATED**



COLORBOND® MONUMENT®

Protection against high winds

Neat internal appearance

Independently certified

Protects against forced entry

Suited to residential & industrial

Durability & strength

home  
safe  
home®

*Join The Roller Door Revolution*

[www.bnd.com.au](http://www.bnd.com.au)



The **B&D Wind locked Roll-A-Door** has been independently certified for use in all cyclone-affected regions throughout Australia. The system is designed to provide resistance against high winds by holding the door curtain captive in the guides.

Our wind-locked doors are suitable for homes and sheds, and are also ideal for use in commercial and industrial applications. The system delivers maximum durability, strength, added security, and complies with the high wind requirements stated in the National Construction Code.

DOVER WHITE

# High Wind Regions & Terrain Categories

Simply select your geographical region, followed by relevant terrain category to identify maximum allowable spans for your high wind solution.

## 1 IDENTIFY YOUR GEOGRAPHICAL REGION

### LEGEND

- Region A
- Region B
- Region C
- Region D



## 2 IDENTIFY YOUR TERRAIN CATEGORY



### TERRAIN CATEGORY 3 (TC3)

Terrain with numerous closely spaced obstructions having heights generally from 3m to 10m. The minimum density of obstructions shall be at least the equivalent of 10 house-size obstructions per hectare, e.g. suburban housing or light industrial estates.

### TERRAIN CATEGORY 2.5 (TC2.5)

Terrain with a few trees or isolated obstructions. This category is intermediate between TC2 and TC3 and represents the terrain in developing outer urban areas with scattered houses, or large acreage developments with fewer than 10 buildings per hectare.

### TERRAIN CATEGORY 2 (TC2)

Open terrain including grassland with well-scattered obstructions having heights generally from 1.5m to 5m with no more than two obstructions per hectare, e.g. farmland and cleared subdivisions with isolated trees and uncut grass.

# 3

## MAXIMUM ALLOWABLE SPANS SERIES 1 MAXIMUM DOOR WIDTHS

### SERIES 1 MAXIMUM DOOR WIDTHS

REGION	TERRAIN (CATEGORY)	UP TO 3.0m HIGH
		CLIPS AT EVERY FLAT
A	2	3.15m
	2.5	3.15m
	3	3.15m
B	2	3.15m
	2.5	3.15m
	3	3.15m
C	2	3.15m
	2.5	3.15m
	3	3.15m

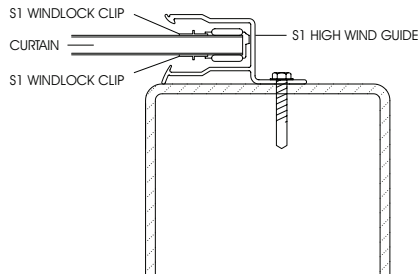
### SERIES 2 & 3 - 0.4MM MAXIMUM DOOR WIDTHS

CURTAIN THICKNESS 0.4MM			
REGION	TERRAIN (CATEGORY)	SERIES 2	SERIES 3
		CLIPS AT EVERY FLAT	CLIPS AT EVERY FLAT
A	2	5.5m	5.5m
	2.5	5.5m	5.5m
	3	5.5m	5.5m
B	2	5.5m	5.5m
	2.5	5.5m	5.5m
	3	5.5m	5.5m
C	2	4.9m	4.8m
	2.5	5.25m	5.15m
D	2	N/A	N/A
	2.5	N/A	N/A

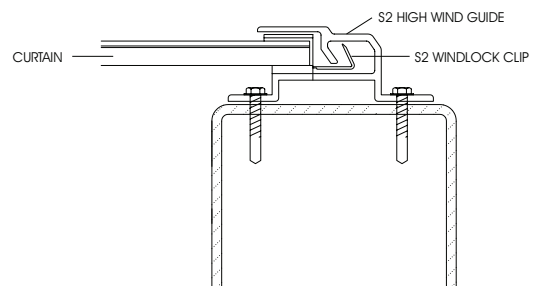
### SERIES 2 & 3 - 0.5MM MAXIMUM DOOR WIDTHS

CURTAIN THICKNESS 0.5MM					
REGION	TERRAIN (CATEGORY)	SERIES 2		SERIES 3	
		CLIPS AT EVERY FLAT	CLIPS AT EVERY SECOND FLAT	CLIPS AT EVERY FLAT	CLIPS AT EVERY SECOND FLAT
A	2	5.5m	5.5m	5.5m	5.5m
	2.5	5.5m	5.5m	5.5m	5.5m
	3	5.5m	5.5m	5.5m	5.5m
B	2	5.5m	4.3m	5.5m	4.3m
	2.5	5.5m	4.8m	5.5m	4.6m
	3	5.5m	5.4m	5.5m	5.1m
C	2	5.5m	N/A	5.3m	N/A
	2.5	5.5m	N/A	5.5m	N/A
D	2	2.7m	N/A	2.7m	N/A
	2.5	3.0m	N/A	3.0m	N/A

### SERIES 1 - WINDLOCK SYSTEM



### SERIES 2 & 3 - WINDLOCK SYSTEM





## FULLY TESTED SYSTEM

Our wind-locking technology incorporates a unique clip design fitted to the edge of every flat on our high wind rolling doors. When exposed to high wind situations, this clip design ensures the door is held captive in the door track, it reduces the risk of both blow-in and blow-out wind forces, and provides added protection against forced entry.

B&D Rolling Door products have been tested in accordance to the wind requirements of AS/NZS 505:2012 (Garage Doors & Other large Access Doors) which complies to AS/NZS 1170.2:2011 (Wind actions) and AS 4055:2012 (Wind loads for housing).



**B&D Remote Control**




**B&D Control-A-Door Power Drive**



**Roll-A-Door®**

## Peace of mind, rain, hail, or shine

Automating your B&D Garage door gives you the opportunity to do so much more than just open and close your door.



### SMART PHONE CONTROL

Check if your door is closed and secure, no matter where you are.



### BATTERY BACK UP

Ensure you have the ability to secure your garage, even in a black out.



### UPGRADE TO HIRO™

A bigger door requires a more powerful motor, GDO-12 Hiro is designed to operate wind locked doors.

Your B&D Representative is:



NEWCASTLE 02 4954 3886 TAMWORTH 02 6760 9372

**For more details on these products or our other ranges, call 13 62 63 or visit [www.bnd.com.au](http://www.bnd.com.au)**

#### NOTES / INFORMATION

- Roll-A-Door® doors, in normal residential use, are covered by a 7 year warranty for steel door curtain, covering steel cracking and lock seam failure and associated labour, 12 months on surface coating, locking mechanism and all other components and all associated labour (excludes salt corrosion), subject to conditions, including proper care, as recommended in the door's handbook. Full details of the warranty are available from [www.bnd.com.au](http://www.bnd.com.au). Warranty only applies to doors purchased and installed in Australia or New Zealand.
- All B&D® Control-A-Door® openers feature a full 7 year/20,000 cycle, on site warranty on the opener, including labour to repair. This warranty is subject to conditions, including that the opener is installed by an approved B&D® dealer. 12 month warranty on transmitters. LED's and batteries excluded. Full details of the warranty are available from [www.bnd.com.au](http://www.bnd.com.au). Warranty only applies to openers purchased and installed in Australia or New Zealand.
- Details correct at date of publication.

B&D Doors & Openers is a division of B&D Australia Pty Ltd, ABN 25 010 473 971 © 2016 B&D Australia. B&D Doors and Openers, B&D, Control-A-Door and Roll-A-Door are registered trade marks of B&D Australia Pty Ltd.

**home  
safe  
home®**